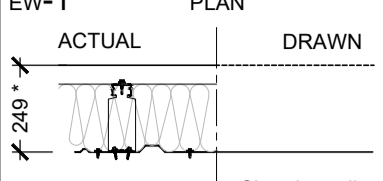
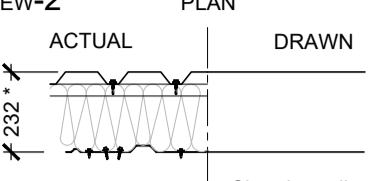
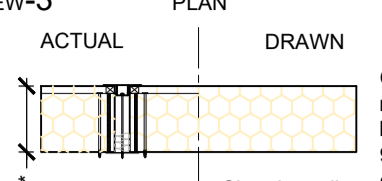


EXTERNAL WALL CONSTRUCTION

<p>EW-1 PLAN DRAWN EXTERIOR</p>  <p>Sheeting rail CA Building Products Twin-Therm DEEP PROFILE WIDE PITCH outer sheet CA ARC 50 930 (or similar approved.)</p> <p>* DIM TBC system depth to be better than design u-value Colour: Metallic Silver RAL 9006</p>	<p>EW-2 PLAN DRAWN EXTERIOR</p>  <p>Sheeting rail CA Building Products Twin-Therm DEEP PROFILE WIDE PITCH outer sheet CA 32 1000W (or similar approved.)</p> <p>* DIM TBC system depth to be better than design u-value Colour: Basalt Grey RAL 7012</p>	<p>EW-3 PLAN DRAWN EXTERIOR</p>  <p>Sheeting rail Eurobond Europanel S5 (or similar approved.)</p> <p>* DIM TBC panel thickness to be better than design u-value Colour: Anthracite RAL 7016</p>
<p>INTERIOR</p> <p>Wall type EW-1 to FIRE BOUNDARY Built up cladding system to achieve: • 60 mins minimum FR integrity • 15 mins minimum FR insulation CA Building Products Twin-Therm FireWall FW15 (or similar approved.)</p>	<p>INTERIOR</p> <p>Wall type EW-2 to FIRE BOUNDARY Built up cladding system to achieve: • 60 mins minimum FR integrity • 15 mins minimum FR insulation CA Building Products Twin-Therm FireWall FW15 (or similar approved.)</p>	<p>INTERIOR</p> <p>Wall type EW-3 to FIRE BOUNDARY Composite cladding system to achieve: • 60 mins minimum FR integrity • 15 mins minimum FR insulation Eurobond Europanel S5 extra (or similar approved) fixed strictly in accordance with Manufacturer's recommendations to achieve stated FR.</p>

DESIGN 'U' VALUES

U VALUES TO BUILDING FABRIC TO BE BETTER THAN THE DESIGN LIMITS.

0.18 Wm ² /K - GROUND FLOOR	1.4 Wm ² /K - EXTERNAL WINDOWS
0.21 Wm ² /K - EXTERNAL WALLS	1.8 Wm ² /K - ENTRANCE DOORS
0.18 Wm ² /K - ROOF	1.4 Wm ² /K - EXTERNAL DOORS
1.30 Wm ² /K - ROOFLIGHTS	1.3 Wm ² /K - VEHICLE DOORS
0.35 Wm ² /K - SEPARATING WALLS	

AIR PERMEABILITY (WORST ACCEPTABLE) - 1.5 m³ / (H m²) at 50 Pa

SUBJECT TO SBEM CALCULATIONS BY M & E CONSULTANT.

EW-4 EXTERIOR

* DIM TBC panel thickness to be better than design u-value.
Colour: Anthracite RAL 7016

Metaline feature beam profiled
Curtain Wall Surround, colour anthracite (RAL 7016)

This drawing and the building works depicted are the copyright of BHP Design (UK) LTD. and may not be reproduced or amended except by written permission. No liability will be accepted for amendments made by other persons.

The Contractor is to check and verify all building and site dimensions, levels and sewer invert levels at connection points before work starts. The Contractor is to comply in all respects with current Building Regulations, British Standard Specifications, Building Regulations, Construction (Design & Management) Regulations, Party Wall Act, etc. whether or not specifically stated on this drawing. This drawing must be read with and checked against any structural, geotechnical or other specialist documentation provided.

This drawing is not intended to show details of foundations, ground conditions or ground contaminants. Each area of ground relied upon to support any structure depicted (including drainage) must be investigated by the Contractor. A suitable method of foundation should be provided allowing for existing ground conditions. Any suspect or bad ground, contaminants on or within the ground, should be further investigated by a suitable expert. Any earthwork constructions shown indicate typical slopes for guidance only & should be further investigated by a suitable expert.

Where existing trees are to be retained they should be subject to a full Arboricultural Inspection for safety. All trees are to be planted so as to ensure they are a minimum of 5 metres from buildings and 3 metres from drainage and services. A suitable method of foundation is to be provided to accommodate the proposed tree planting.

Sketch proposals are for illustrative purposes only & as such are subject to detailed site investigation including ground conditions/contaminants, drainage, design & planning/density negotiations. Sketch proposals may be based upon enlargements of OS sheets & visual estimations of existing site features, accuracy will therefore need to be verified by survey. Sketch proposals have not been considered in respect of CDM Regulations.

LEGEND

	Detail ref on Drawing ref		S.O.P. SETTING OUT POINT
	DOOR REF fire rating		EXTERNAL WINDOW REF

UNIT 1 CRITICAL AREA SCHEDULE (G.I.A.)

	CONTRACT	BUILD	VARIANCE
GROUND FLOOR (UNIT)	6,178.2 M ² [66,500 FT ²]	6,194.4 M ² [66,675 FT ²]	
Measured to back of sheeting rails			
FIRST FLOOR (OFFICES)	325.1 M ² [3,500 FT ²]	328.1 M ² [3,531 FT ²]	
Measured to finished face of plasterboard			
GRAND TOTAL	6,503 M² [70,000 FT²]	6,522.5 M² [70,206 FT²]	0.3%

T6	Fire Boundary Conditions updated.	14.06.2023	RJF
T5	Air Permeability rate updated.	09.06.2023	RJF
T4	Updated for revised Tender Issue.	07.06.2023	RJF
T3	Stair 2 relocated within office.	12.01.2022	jmc
T2	Amended as Value Engineering Schedule.	07.11.2022	D.N.
T1	General amendments	14.03.2022	D.N.
Revisions:	Amendment:	Date:	Name:

bhpdesign

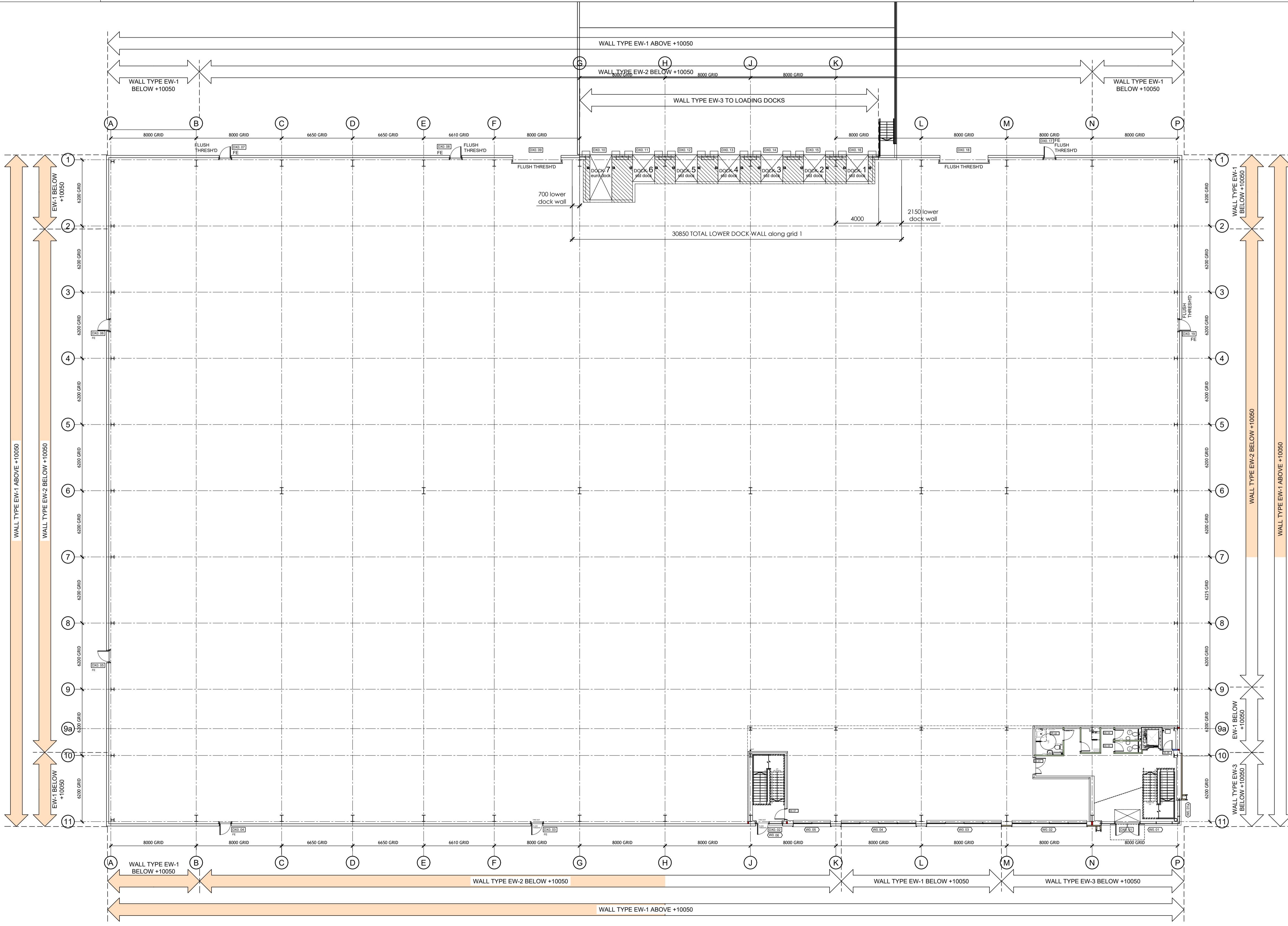
St. Paul's Place, 40 St. Paul's Square, Birmingham,
B3 1FQ, United Kingdom
t. +44(0)121 314 6618 f. +44(0)121 233 2716

CLIENT:

PROJECT: SPECTRUM LOGISTICS PARK
ECKERSALL ROAD,
KINGS NORTON, BIRMINGHAM

TITLE: GENERAL ARRANGEMENT
Ground Floor Plan
UNIT 1

Scale:	1:200@A1	Date:	JUN 2022
Drawn:	D.N.	Checked By:	D.N.
Drw No:	17-110- T 110	Revision:	T6



TENDER